



# **THE WOODLANDS COMMUNITY POLICING REPORT**

**AUGUST 2008**

*As prepared by*



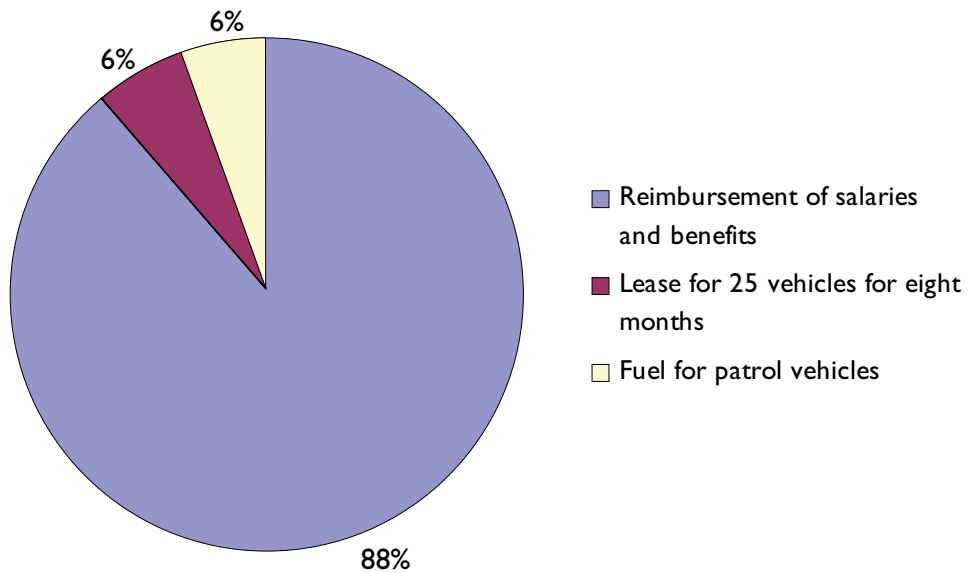
**COMMUNITY ASSOCIATIONS  
OF THE WOODLANDS, TEXAS**



## Departmental Budget Indicators

During the eight months ended August 31, 2008, the Community Associations of The Woodlands incurred \$1,402,820 in expenses for law enforcement services, which represents 56 percent of the department’s annual budget of \$2,501,300. Expenses included \$1,244,188 for reimbursement of officers’ salaries and benefits, \$79,360 for the lease of 25 patrol vehicles for eight months, and \$79,272 for fuel for the patrol vehicles.

The budget for the eight months ended August 31, 2008 totaled \$1,696,854, which is \$294,034 higher than actual costs incurred. The favorable variance is primarily due to the expenses for contracted law enforcement services and expenses for gasoline being less than budgeted for the period.

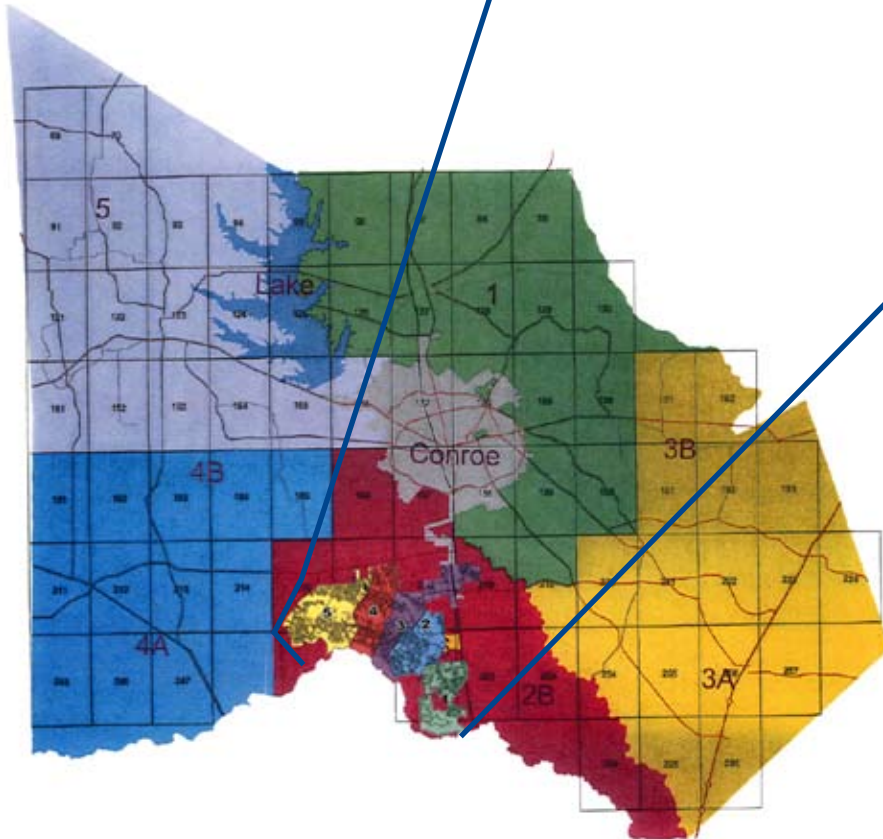
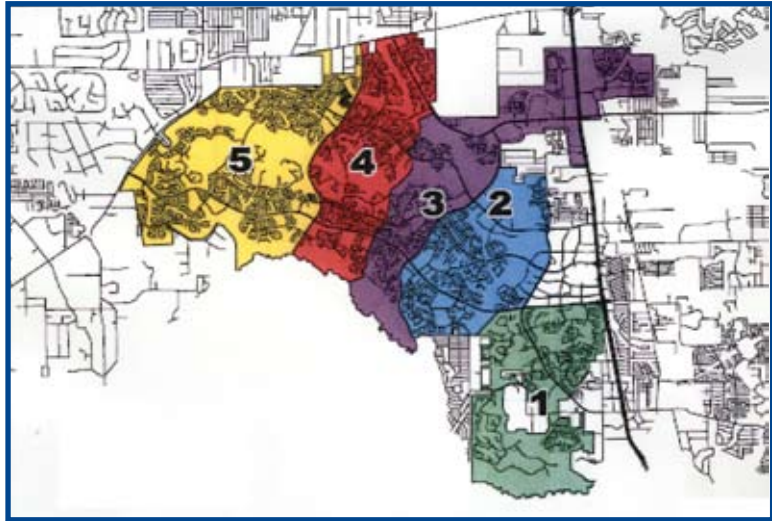


## Legend:

- D2** - District 2, South Central Montgomery County
- D2A** - District 2A, Western half of South Central Montgomery County
- D2B** - District 2B, Eastern half of South Central Montgomery County
- D1** - District 1, North Central Montgomery County
- D3** - District 3, East Montgomery County
- D4** - District 4, Southwest Montgomery County
- D5** - District 5, Northwest Montgomery County
- D6** - District 6, Town Center
- WZ1** - Woodlands Division, Zone 1
- WZ2** - Woodlands Division, Zone 2
- WZ3** - Woodlands Division, Zone 3
- WZ4** - Woodlands Division, Zone 4
- WZ5** - Woodlands Division, Zone 5



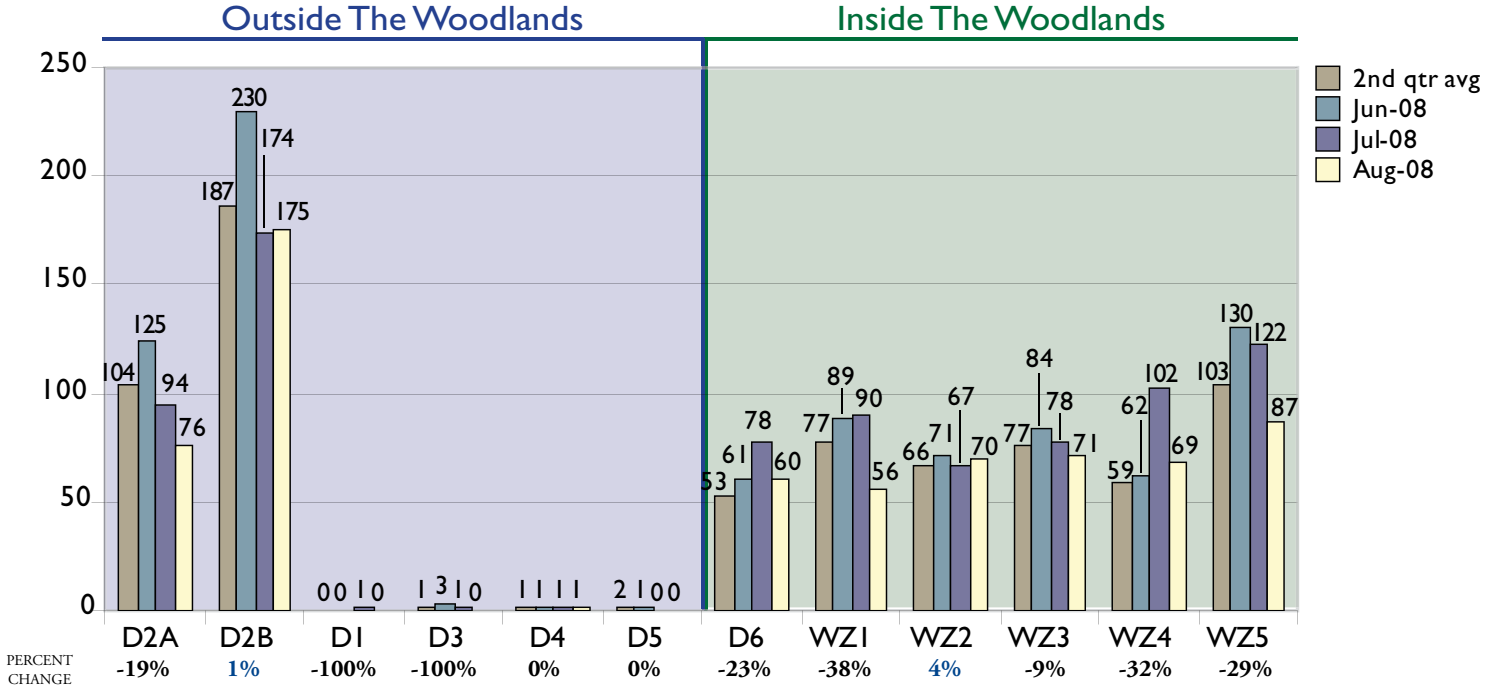
## **Woodlands Divisions, Zones I - 5**



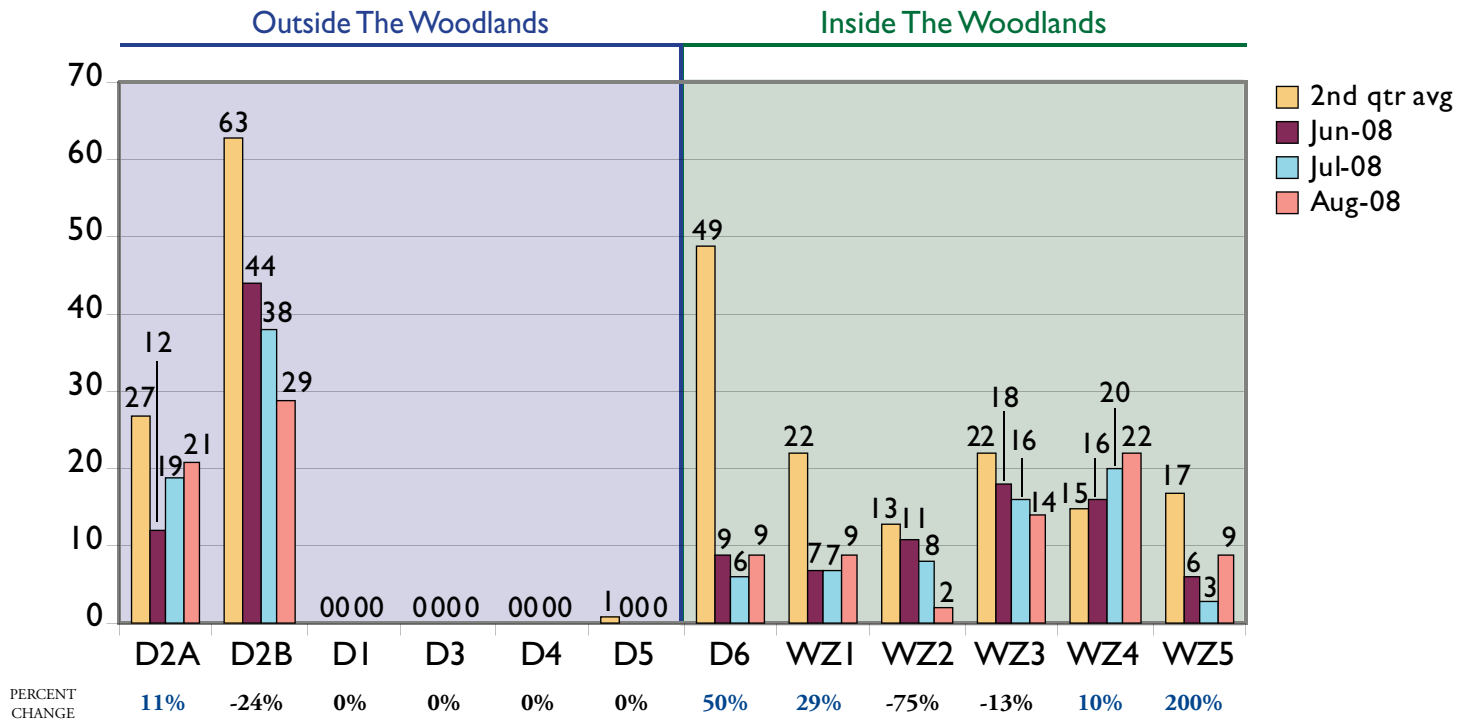
## **Montgomery County Sheriff's Office Districts**



**Alarm Calls Responded to by Woodlands Divisions and Districts 2 & 6**

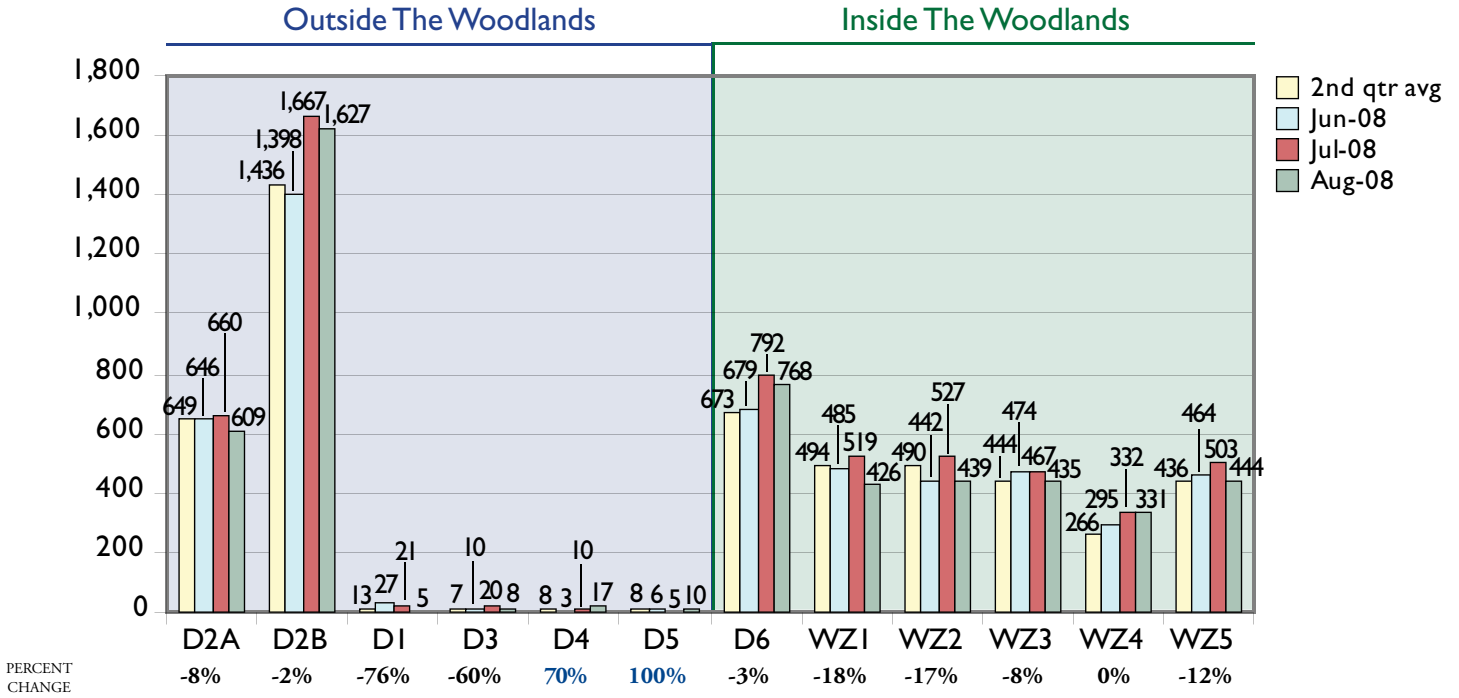


**Burglary of Motor Vehicles Responded to by Woodlands Divisions and Districts 2 & 6**

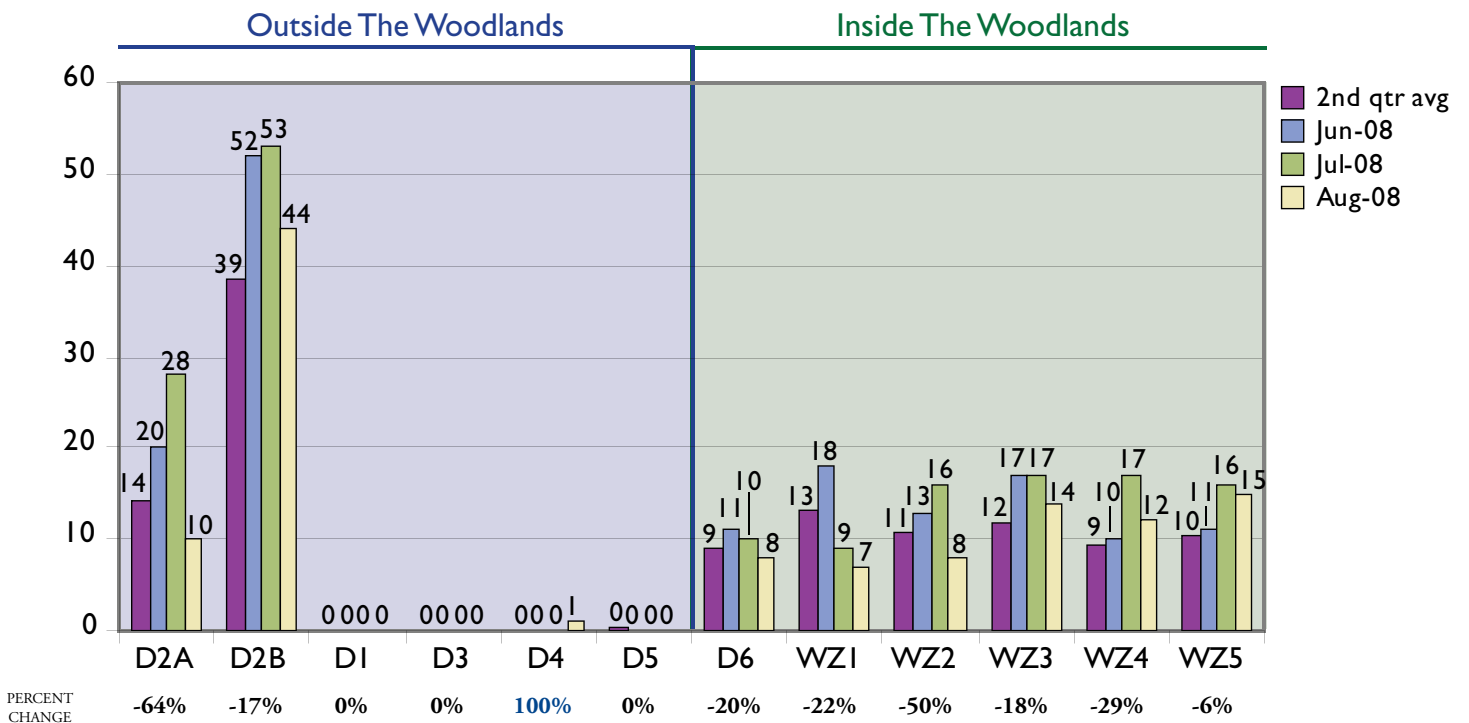




**Calls for Service Responded to by Woodlands Divisions and Districts 2 & 6**

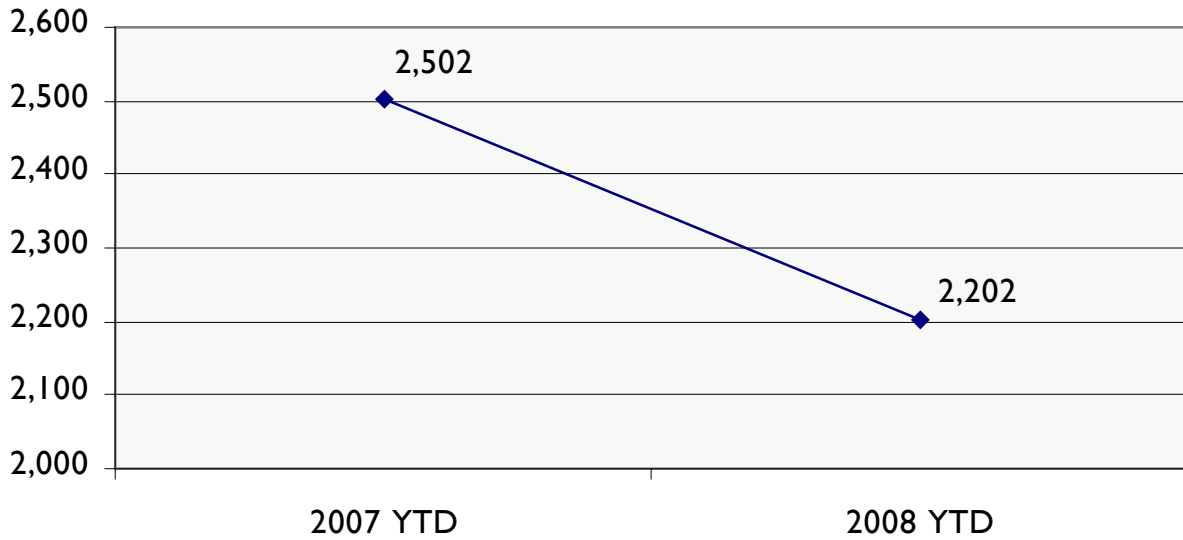


**Criminal Mischief Responded to by Woodlands Divisions and Districts 2 & 6**

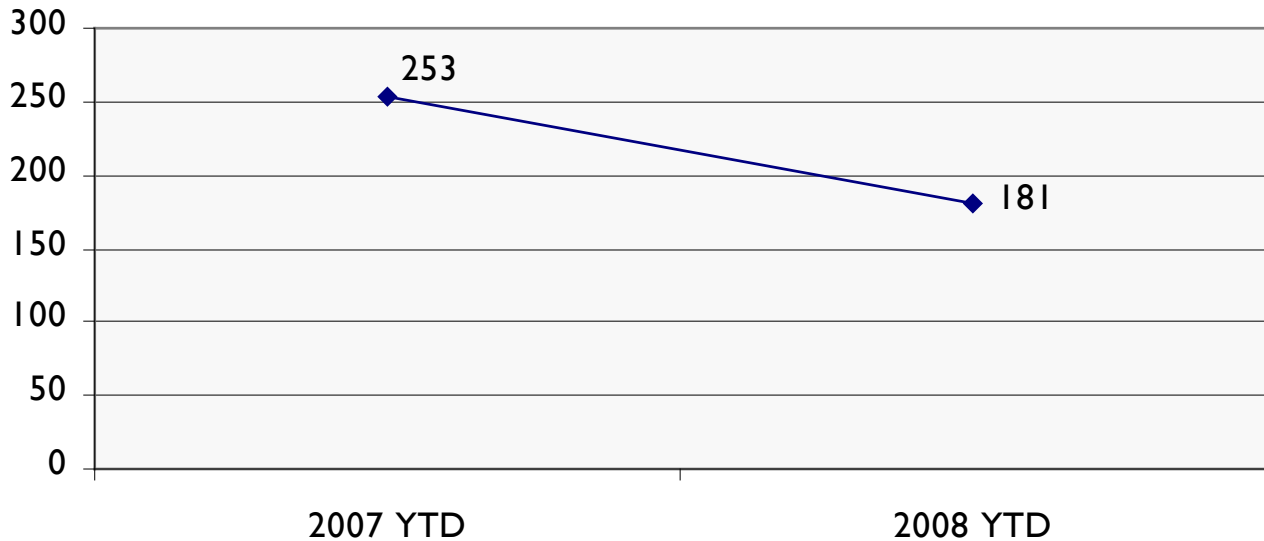




**Alarm Calls Responded to by Woodlands Divisions and District 2 \***



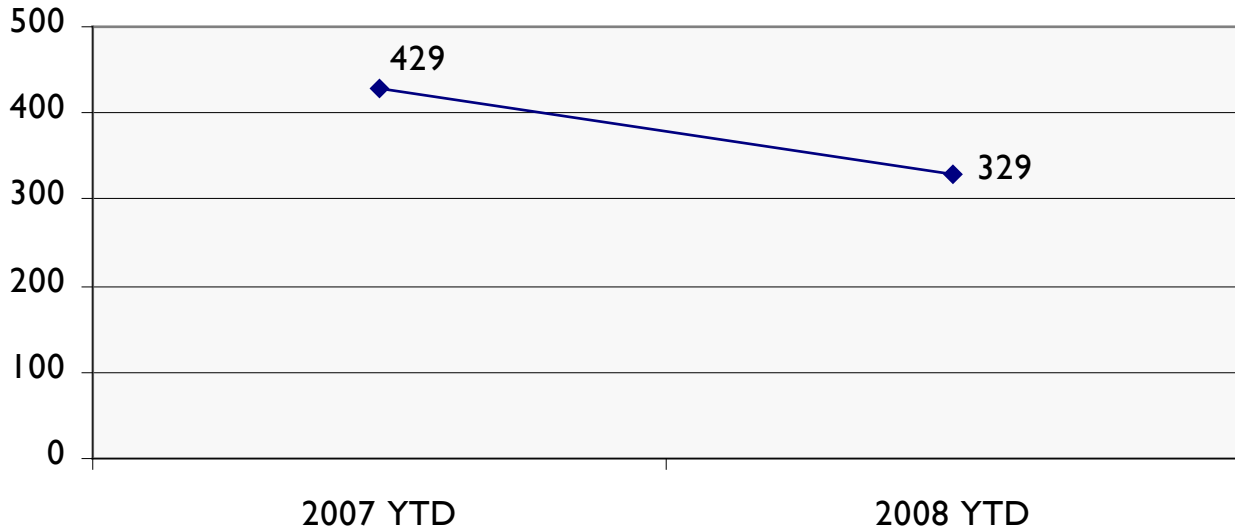
**Burglary of Motor Vehicles Responded to by Woodlands Divisions and District 2 \***



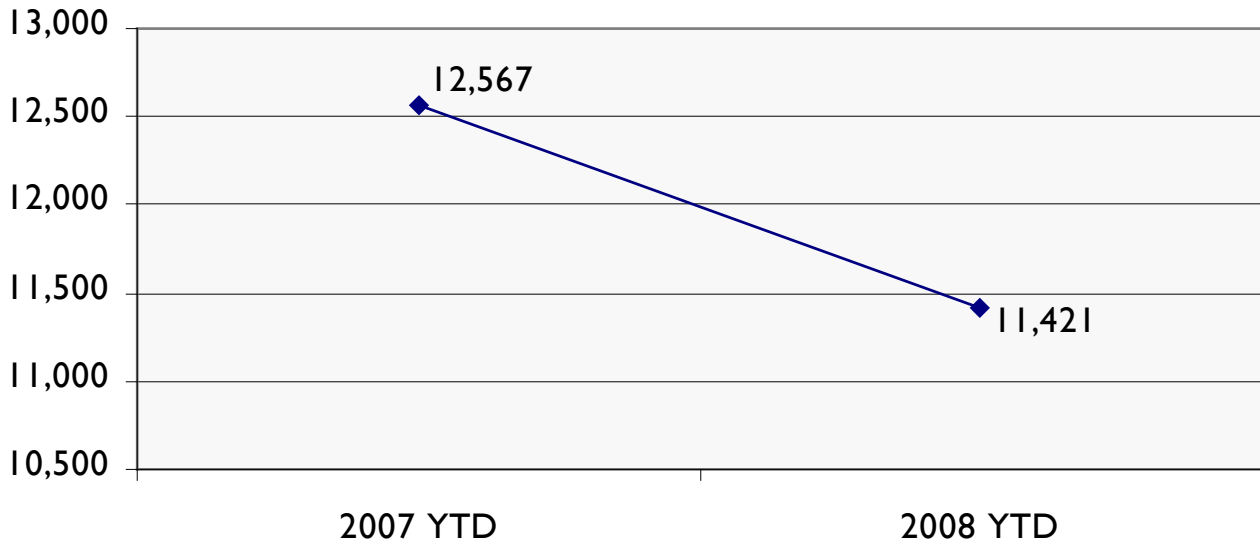
\* This reporting format started in March 2007. For consistency purposes, the year-to-date comparison of calls for 2007 and 2008 both start with a March reporting period. This does NOT include activity occurring in District 6.



**Criminal Mischief Responded to by Woodlands Divisions and District 2 \***



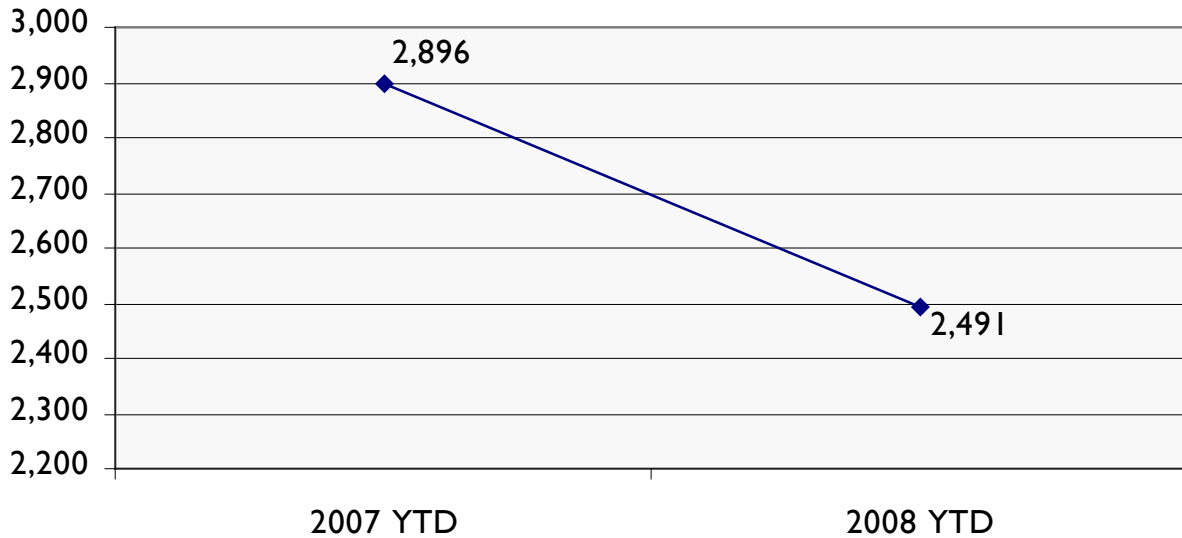
**Total Calls Responded to by Woodlands Divisions and District 2 \***



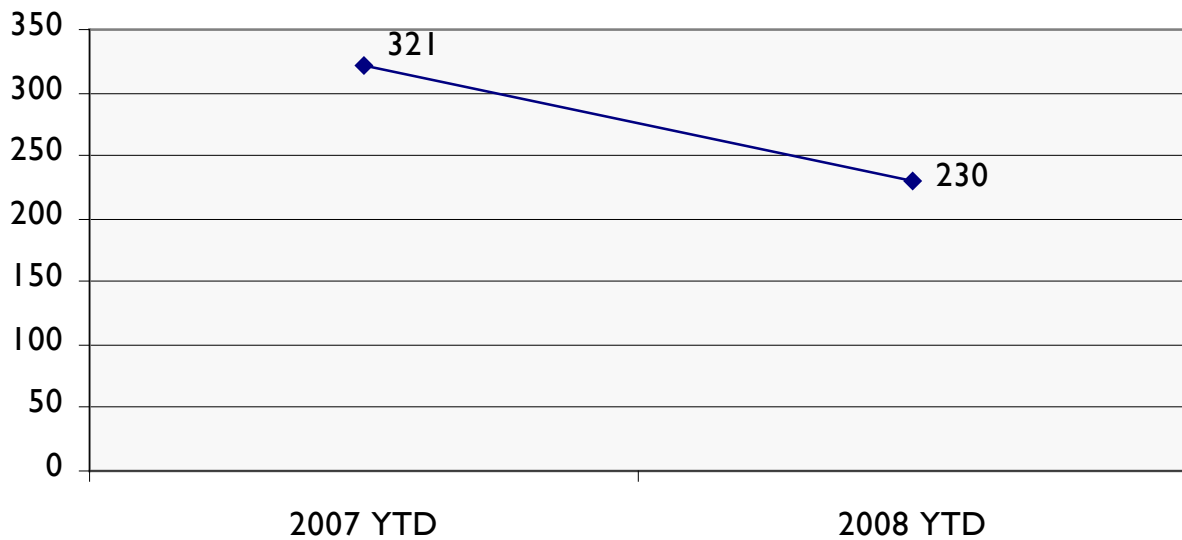
\* This reporting format started in March 2007. For consistency purposes, the year-to-date comparison of calls for 2007 and 2008 both start with a March reporting period. This does NOT include activity occurring in District 6.



**Alarm Calls Responded to by District 6, Woodlands Divisions and Harris County Constable Precinct 4 \***



**Burglary of Motor Vehicles Responded to by District 6, Woodlands Divisions and Harris County Constable Precinct 4 \***



\* This reporting format started in March 2007. For consistency purposes, the year-to-date comparison of calls for 2007 and 2008 both start with a March reporting period.



**WOODLANDS DIVISION - CONTRACT DEPUTIES**

*continued*

NATURE	Outside The Woodlands						Inside The Woodlands					Subtotal	TOTAL		
	D2A	D2B	D1	D3	D4	D5	D6	Subtotal	WZ1	WZ2	WZ3			WZ4	WZ5
Alarms	1	3					1	5	49	70	66	65	86	336	341
Animal Calls							1	1	1	1	1	2	1	6	7
Assault								0	1	1	3	1	2	8	8
Assault - Aggravated								0					1	1	1
Assault - Family Violence	1	1	1					3	7	4	9	5	6	31	34
Assault - Sexual								0	1	1				2	2
Assist Calls	12	46	1		2		16	77	71	76	60	42	50	299	376
Auto Theft								0	1		1			2	2
Auto Recovery								0						0	0
Boat Theft								0						0	0
Boat Recovery								0						0	0
Building Check								0		1	2	7	1	11	11
Buglary - Building								0		1		2	2	5	5
Burglary - Business								0						0	0
Burglary - Habitation		1						1	3	2	3	2	5	15	16
Burglary - Motor Vehicle	1	2						3	9	2	14	21	9	55	58
Buglary - Coin Op. Machine								0						0	0
Criminal Mischief		2						2	7	8	14	12	15	56	58
Criminal Trespass								0	3		3	3	2	11	11
Disturbance		2			1			3	40	34	21	15	29	139	142
DOA - JP Calls								0	3	2				5	5
Forgery/Fraud		1			1		1	3	3	8	6	6	6	29	32
Kidnapping								0						0	0
Missing Person - Adult								0	1				1	2	2
Missing Person - Juvenile								0			3	3		6	6
Homicide								0						0	0
Harassment								0	4	8	2	1		15	15
Narcotics - Felony								0		1				1	1
Narcotics - Misdemeanor								0		3			1	4	4
Prowler								0		3		1	4	8	8
Public Intoxication								0	2	5	2	1	1	11	11



**WOODLANDS DIVISION - CONTRACT DEPUTIES**

NATURE	Outside The Woodlands						Inside The Woodlands					Subtotal	TOTAL		
	D2A	D2B	D1	D3	D4	D5	D6	Subtotal	WZ1	WZ2	WZ3			WZ4	WZ5
Public Service - Info/Civil	1	2					1	4	38	48	38	43	54	221	225
Robbery - Business								0						0	0
Robbery - Individual								0						0	0
Suspicious Person			1					1	21	11	18	10	17	77	78
Suspicious Vehicle		1						1	11	14	12	6	27	70	71
Suicide - Attempted								0		1	1	1	1	4	4
Theft - Felony								0	4		3	2	4	13	13
Theft - Misdemeanor								0	8	7	13	8	7	43	43
Traffic Accident - Major							1	1	3	4	6	1	1	15	16
Traffic Accident - Minor		1						1	3	6	11	7	7	34	35
Traffic - D.U.I.D. and D.W.I.		2						2				1		1	3
Traffic Hazard	1	1						2	15	9	10	6	5	45	47
Vacation Watch								0	6	19	4	2	7	38	38
Welfare Concern	1	3						4	29	33	37	22	40	161	165
911 Calls	1						2	3	13	22	11	5	17	68	71
All Other Calls		2				1	1	4	31	39	37	16	32	155	159
<b>Total Calls</b>	<b>19</b>	<b>70</b>	<b>3</b>		<b>4</b>	<b>1</b>	<b>24</b>	<b>121</b>	<b>382</b>	<b>424</b>	<b>407</b>	<b>311</b>	<b>433</b>	<b>1,957</b>	<b>2,078</b>
<b>Total Reports</b>	<b>11</b>	<b>8</b>	<b>1</b>		<b>1</b>		<b>2</b>	<b>23</b>	<b>46</b>	<b>39</b>	<b>61</b>	<b>49</b>	<b>57</b>	<b>252</b>	<b>275</b>
Arrests - Felony								0	1	2	2	1		6	6
Arrests - Misdemeanor	2	2						4	7	10	3	4	5	29	33
Arrests - Juvenile Felony								0			2		1	3	3
Arrests - Juvenile Misdemeanor								0		1	1	1		3	3
Minor in Possession		1						1				3		3	4
DUI Juvenile Arrests or Citations	1							1						0	1
Curfew Violations		5						5						0	5
Traffic Citations	5	19					8	32	31	49	63	15	22	180	212
Traffic Warnings	7	16	1				29	53	19	46	30	17	21	133	186
Total Patrol Miles															37,485
Total Fuel Used															3,284
Bike Mileage															110



**DISTRICT 2 - ALL NON-CONTRACT DEPUTIES**

*continued*

NATURE	Outside The Woodlands						Inside The Woodlands					Subtotal	TOTAL		
	D2A	D2B	D1	D3	D4	D5	D6	Subtotal	WZ1	WZ2	WZ3			WZ4	WZ5
Alarms	75	171			1			247	5		4	4	1	14	261
Animal Calls	3	6						9						0	9
Assault	6	11						17						0	17
Assault - Aggravated		4						4		1				1	5
Assault - Family Violence	10	40						50	1					1	51
Assault - Sexual	2	5						7						0	7
Assist Calls	74	280		1			1	356	10	6	5	6	4	31	387
Auto Theft	3	4		1				8						0	8
Auto Recovery		1						1						0	1
Boat Theft								0						0	0
Boat Recovery								0						0	0
Building Check		2						2						0	2
Burglary - Building	1	13						14						0	14
Burglary - Business								0						0	0
Burglary - Habitation	4	7			1			12						0	12
Burglary - Motor Vehicle	20	27						47				1		1	48
Burglary - Coin Op. Machine		1						1						0	1
Criminal Mischief	10	42			1			53						0	53
Criminal Trespass	2	11						13						0	13
Disturbance	81	154					2	237	3		1		1	5	242
DOA - JP Calls	1	5						6						0	6
Forgery/Fraud	2	13						15		1	1	1	1	4	19
Kidnapping								0						0	0
Missing Person - Adult		4						4						0	4
Missing Person - Juvenile		5						5						0	5
Homicide								0						0	0
Harassment	2	9						11						0	11
Narcotics - Felony		1						1						0	1
Narcotics - Misdemeanor	1	2						3						0	3
Prowler		3						3						0	3
Public Intoxication	6	12						18						0	18



**DISTRICT 2 - ALL NON-CONTRACT DEPUTIES**

NATURE	Outside The Woodlands							Inside The Woodlands					Subtotal	TOTAL	
	D2A	D2B	D1	D3	D4	D5	D6	Subtotal	WZ1	WZ2	WZ3	WZ4			WZ5
Public Service - Info/Civil	73	181		3			2	259	3		4	2		9	268
Robbery - Business								0						0	0
Robbery - Individual		3						3						0	3
Suspicious Person	15	53						68						0	68
Suspicious Vehicle	14	52					1	67	1	1	1	1		4	71
Suicide - Attempted	1	2						3						0	3
Theft - Felony	8	32						40					1	1	41
Theft - Misdemeanor	10	34						44	2					2	46
Traffic Accident - Major	4	4						8						0	8
Traffic Accident - Minor	11	37						48	1					1	49
Traffic - D.U.I.D. and D.W.I.		1						1						0	1
Traffic Hazard	30	42			1			73			1			1	2
Vacation Watch	1	4						5						0	5
Welfare Concern	45	128				1		174	3	1	2	1	1	8	182
911 Calls	24	42						66	1		2			3	69
All Other Calls	36	105	1	1	1			144		1		2	1	4	148
<b>Total Calls</b>	574	1,549	1	6	12	1	6	2,149	31	12	20	18	10	91	2,240
<b>Total Reports</b>	65	231		2	2			300	1	2	2	1	2	8	308
Arrests - Felony	2	16						18	1					1	19
Arrests - Misdemeanor	14	61				1		76						0	76
Arrests - Juvenile Felony		2						2						0	2
Arrests - Juvenile Misdemeanor								0						0	0
Minor in Possession		16						16						0	16
DUI Juvenile Arrests or Citations	5							5						0	5
Curfew Violations		6						6						0	6
Traffic Citations	36	298	4					338	1		1		1	3	341
Traffic Warnings	13	60					4	77	2				1	3	80
Total Patrol Miles															40,847
Total Fuel Used															3,365
Bike Mileage															



**WOODLANDS DIVISION AND DIST. 2 CALLS FOR SERVICE IN ZONES 1-5** *continued*

NATURE	Inside The Woodlands					TOTAL	YTD 2008	YTD 2007 *
	WZ1	WZ2	WZ3	WZ4	WZ5			
Alarms	54	70	70	69	87	350	3,028	2,502
Animal Calls	1	1	1	2	1	6	44	35
Assault	1	1	3	1	2	8	43	56
Assault - Aggravated		1			1	2	17	10
Assault - Family Violence	8	4	9	5	6	32	298	173
Assault - Sexual	1	1				2	28	19
Assist Calls	81	82	65	48	54	330	2,425	1,784
Auto Theft	1		1			2	16	16
Auto Recovery						0	7	15
Boat Theft						0	1	0
Boat Recovery						0	0	0
Building Check		1	2	7	1	11	541	412
Buglary - Building		1		2	2	5	30	17
Burglary - Business						0	3	9
Burglary - Habitation	3	2	3	2	5	15	82	75
Burglary - Motor Vehicle	9	2	14	22	9	56	273	253
Buglary - Coin Op. Machine						0	5	2
Criminal Mischief	7	8	14	12	15	56	414	429
Criminal Trespass	3		3	3	2	11	90	60
Disturbance	43	34	22	15	30	144	1,182	981
DOA - JP Calls	3	2				5	41	31
Forgery/Fraud	3	9	7	7	7	33	223	135
Kidnapping						0	1	0
Missing Person - Adult	1				1	2	42	24
Missing Person - Juvenile			3	3		6	54	50
Homicide						0	0	0
Harassment	4	8	2	1		15	104	99
Narcotics - Felony		1				1	7	7
Narcotics - Misdemeanor		3			1	4	38	19

\* The 2007 year-to-date totals do not include totals for January and February 2007.

\*\* Does not include activity occurring in District 6.



**WOODLANDS DIVISION AND DIST. 2 CALLS FOR SERVICE IN ZONES 1-5**

NATURE	Inside The Woodlands					TOTAL	YTD 2008	YTD 2007 *
	WZ1	WZ2	WZ3	WZ4	WZ5			
Prowler		3		1	4	8	59	30
Public Intoxication	2	5	2	1	1	11	65	44
Public Service - Info/Civil	41	48	42	45	54	230	2,161	1,225
Robbery - Business						0	5	2
Robbery - Individual						0	6	7
Suspicious Person	21	11	18	10	17	77	720	474
Suspicious Vehicle	12	15	13	7	27	74	725	486
Suicide - Attempted		1	1	1	1	4	45	58
Theft - Felony	4		3	2	5	14	102	71
Theft - Misdemeanor	10	7	13	8	7	45	287	300
Traffic Accident - Major	3	4	6	1	1	15	84	48
Traffic Accident - Minor	4	6	11	7	7	35	347	278
Traffic - D.U.I.D. and D.W.I.				1		1	19	8
Traffic Hazard	15	9	11	6	5	46	318	264
Vacation Watch	6	19	4	2	7	38	388	264
Welfare Concern	32	34	39	23	41	169	1,424	1,048
911 Calls	14	22	13	5	17	71	618	487
All Other Calls	31	40	37	18	33	159	1,256	1,108
<b>Total Calls</b>	413	436	427	329	443	2,048	16,707	12,567
<b>Total Reports</b>	47	41	63	50	59	260	1,953	1,499
Arrests - Felony	2	2	2	1		7	66	37
Arrests - Misdemeanor	7	10	3	4	5	29	236	146
Arrests - Juvenile Felony			2		1	3	12	5
Arrests - Juvenile Misdemeanor		1	1	1		3	16	8
Minor in Possession				3		3	81	51
DUI Juvenile Arrests or Citations						0	15	5
Curfew Violations						0	20	27
Traffic Citations	32	49	64	15	23	183	1,827	2,113
Traffic Warnings	21	46	30	17	22	136	1,250	702

\* The 2007 year-to-date totals do not include totals for January and February 2007.

\*\* Does not include activity occurring in District 6.



**DISTRICT 6 - CONTRACT DEPUTIES**

*continued*

NATURE	Outside The Woodlands						Inside The Woodlands					Subtotal	TOTAL		
	D2A	D2B	D1	D3	D4	D5	D6	Subtotal	WZ1	WZ2	WZ3			WZ4	WZ5
Alarms		1					59	60	2		1			3	63
Animal Calls							3	3						0	3
Assault							4	4						0	4
Assault - Aggravated							1	1						0	1
Assault - Family Violence							3	3						0	3
Assault - Sexual							2	2						0	2
Assist Calls	10	5				3	193	211	3	1	3	1	1	9	220
Auto Theft								0						0	0
Auto Recovery								0						0	0
Boat Theft								0						0	0
Boat Recovery								0						0	0
Building Check							193	193						0	193
Burglary - Building							2	2						0	2
Burglary - Business								0						0	0
Burglary - Habitation							2	2						0	2
Burglary - Motor Vehicle							9	9						0	9
Burglary - Coin Op. Machine								0						0	0
Criminal Mischief							8	8						0	8
Criminal Trespass							2	2						0	2
Disturbance		1					25	26		2				2	28
DOA - JP Calls								0						0	0
Forgery/Fraud							8	8						0	8
Kidnapping								0						0	0
Missing Person - Adult								0						0	0
Missing Person - Juvenile								0						0	0
Homicide								0						0	0
Harassment	1						5	6						0	6
Narcotics - Felony							1	1						0	1
Narcotics - Misdemeanor								0						0	0
Prowler	1	1						2						0	2
Public Intoxication						2	19	21						0	21



**DISTRICT 6 - CONTRACT DEPUTIES**

NATURE	Outside The Woodlands						Inside The Woodlands					Subtotal	TOTAL		
	D2A	D2B	D1	D3	D4	D5	D6	Subtotal	WZ1	WZ2	WZ3			WZ4	WZ5
Public Service - Info/Civil	1						31	32	1		1			2	34
Robbery - Business							2	2						0	2
Robbery - Individual								0						0	0
Suspicious Person	1			2			29	32						0	32
Suspicious Vehicle							18	18						0	18
Suicide - Attempted								0						0	0
Theft - Felony							5	5						0	5
Theft - Misdemeanor							55	55			2			2	57
Traffic Accident - Major							3	3	1					1	4
Traffic Accident - Minor							38	38	2		1			3	41
Traffic - D.U.I.D. and D.W.I.	2		1		1	3	4	11	1					1	12
Traffic Hazard							30	30	1			1		2	32
Vacation Watch								0						0	0
Welfare Concern							51	51	2					2	53
911 Calls							40	40						0	40
All Other Calls							69	69						0	69
<b>Total Calls</b>	16	8	1	2	1	8	738	774	13	3	8	2	1	27	801
<b>Total Reports</b>	7	1	1		1	5	104	119	2		3			5	124
Arrests - Felony							7	7						0	7
Arrests - Misdemeanor	2		1		3	5	65	76	1					1	77
Arrests - Juvenile Felony							2	2						0	2
Arrests - Juvenile Misdemeanor							3	3						0	3
Minor in Possession								0						0	0
DUI Juvenile Arrests or Citations		7						7						0	7
Curfew Violations								0						0	0
Traffic Citations	1	5	6			22	298	332	1					1	333
Traffic Warnings	3	1				13	120	137	1					1	138
Total Patrol Miles															22,407
Total Fuel Used															2,135
Bike Mileage															452



**NUMBER OF CALLS FOR SERVICE FOR HARRIS COUNTY CONSTABLE’S OFFICE, PCT. 4**

NATURE	Inside The Woodlands				TOTAL
	Creekside Extra	SUB	HCCO Pct 4	SUB	
Alarms	4	4	5	5	9
Animal Calls					
Assault					
Assault - Aggravated					
Assault - Family Violence					
Assault - Sexual					
Assist Calls					
Auto Theft					
Auto Recovery					
Boat Theft					
Boat Recovery					
Building Check					
Buglary - Building					
Burglary - Business					
Burglary - Habitation					
Burglary - Motor Vehicle					
Buglary - Coin Op. Machine					
Criminal Mischief					
Criminal Trespass					
Disturbance					
DOA - JP Calls					
Forgery/Fraud					
Kidnapping					
Missing Person - Adult					
Missing Person - Juvenile					
Homicide					
Harassment					
Narcotics - Felony					
Narcotics - Misdemeanor					
Prowler					



**NUMBER OF CALLS FOR SERVICE FOR HARRIS COUNTY CONSTABLE'S OFFICE, PCT. 4**

NATURE	Inside The Woodlands			SUB	TOTAL
	Creekside Extra	SUB	HCCO Pct 4		
Public Intoxication					
Public Service - Info/Civil					
Robbery - Business					
Robbery - Individual					
Suspicious Person	1	1	1	1	2
Suspicious Vehicle	2	2			2
Suicide - Attempted					
Theft - Felony					
Theft - Misdemeanor	2	2	1	1	3
Traffic Accident - Major					
Traffic Accident - Minor					
Traffic - D.U.I.D. and D.W.I.					
Traffic Hazard					
Vacation Watch					
Welfare Concern					
911 Calls			1	1	1
All Other Calls	2	2			2
<b>Total Calls</b>		<b>11</b>			<b>19</b>
<b>Total Reports</b>		<b>2</b>			<b>1</b>
Arrests - Felony					
Arrests - Misdemeanor					
Arrests - Juvenile Felony					
Arrests - Juvenile Misdemeanor					
Minor in Possession					
DUI Juvenile Arrests or Citations					
Curfew Violations					
Traffic Citations	5	5	7	7	12
Traffic Warnings	2	2	4	4	6
Total Patrol Miles					
Total Fuel Used					
Bike Mileage					



# THE WOODLANDS COMMUNITY POLICING REPORT • AUGUST 2008

## MONTHLY TOTALS OF CALLS FOR SERVICE IN DIST. 6, WOODLANDS ZONES 1-5, HARRIS CO. CONST. PCT. 4 *continued*

NATURE	Inside The Woodlands												Total
	Jan.	Feb.	Mar.	Apr.	May	June	July	Aug.	Sept.	Oct.	Nov.	Dec.	
Alarms	438	397	513	389	430	502	548	422					3,639
Animal Calls	3	8	8	12	7	8	8	10					64
Assault	11	7	12	7	8	5	10	12					72
Assault - Aggravated	3	2	2	2	4	1	3	3					20
Assault - Family Violence	20	19	26	32	33	29	27	35					221
Assault - Sexual	3	7	3	8	3	1	3	4					32
Assist Calls	390	429	480	409	491	439	609	549					3,796
Auto Theft	1	2	2	10	3	2	2	2					24
Auto Recovery	2	2	3	2									9
Boat Theft		1											1
Boat Recovery													
Building Check	278	178	287	148	329	290	345	204					2,059
Burglary - Building	2	6	6	4	5	6	7	7					43
Burglary - Business		6		6	3	5	1						21
Burglary - Habitation	7	9	5	8	8	11	19	17					84
Burglary - Motor Vehicle	48	44	40	48	50	67	60	65					422
Burglary - Coin Op. Machine		2				2	2						6
Criminal Mischief	53	32	52	45	68	80	87	64					481
Criminal Trespass	7	4	10	11	17	29	19	13					110
Disturbance	179	148	176	157	171	170	209	173					1,383
DOA - JP Calls	5	7	7	1	6	2	9	5					42
Forgery/Fraud	49	26	39	44	26	24	28	42					278
Kidnapping													
Missing Person - Adult	4	9	4	10	8	4	4	2					45
Missing Person - Juvenile	3	7	7	7	11	8	13	6					62
Homicide													
Harassment	21	10	13	12	17	15	19	20					127
Narcotics - Felony		3		2	3	1		2					11
Narcotics - Misdemeanor	4	8	5	7	9	6	7	4					50



# THE WOODLANDS COMMUNITY POLICING REPORT • AUGUST 2008

## MONTHLY TOTALS OF CALLS FOR SERVICE IN DIST. 6, WOODLANDS ZONES 1-5, HARRIS CO. CONST. PCT. 4

NATURE	Inside The Woodlands												Total
	Jan.	Feb.	Mar.	Apr.	May	June	July	Aug.	Oct.	Nov.	Dec.		
Prowler	12	6	8	3	5	9	9	8					60
Public Intoxication	9	12	9	15	17	16	33	30					141
Public Service - Info/Civil	318	276	321	366	384	310	291	266					2,532
Robbery - Business	2	1	1	1		1	3	2					11
Robbery - Individual	3	2	3		1	1	2						12
Suspicious Person	186	92	149	121	109	124	137	108					1,026
Suspicious Vehicle	139	122	145	115	116	86	105	95					923
Suicide - Attempted	3	9	9	4	5	11	4	4					49
Theft - Felony	13	20	24	15	18	18	18	19					145
Theft - Misdemeanor	98	89	73	76	107	101	76	105					725
Traffic Accident - Major	10	13	14	9	18	17	19	20					120
Traffic Accident - Minor	69	94	77	73	82	76	66	76					613
Traffic - D.U.I.D. and D.W.I.	5	1	2	3	5	9	7	6					38
Traffic Hazard	32	55	53	63	52	61	58	78					452
Vacation Watch	41	29	49	33	52	45	102	38					389
Welfare Concern	236	166	203	200	275	245	222	222					1,769
911 Calls	118	100	111	121	111	100	142	114					917
All Other Calls	215	294	238	251	228	225	264	231					1,946
<b>Total Calls</b>	<b>2,706</b>	<b>2,602</b>	<b>2,900</b>	<b>2,665</b>	<b>2,935</b>	<b>2,854</b>	<b>3,175</b>	<b>2,862</b>					<b>22,699</b>
<b>Total Reports</b>	<b>350</b>	<b>329</b>	<b>354</b>	<b>346</b>	<b>400</b>	<b>365</b>	<b>365</b>	<b>372</b>					<b>2,881</b>
Arrests - Felony	15	12	16	15	15	13	24	14					124
Arrests - Misdemeanor	58	61	68	60	79	79	76	95					576
Arrests - Juvenile Felony	1	1	5	3	1	3	3	5					22
Arrests - Juvenile Misdemeanor	5	8	7	4	20	8	10	6					68
Minor in Possession	2	2	8	2	16	36	33	3					102
DUI Juvenile Arrests or Citations	4		3	2	2								11
Curfew Violations		4	1		6	5	4						20
Traffic Citations	465	546	533	615	803	593	654	502					4,711
Traffic Warnings	195	155	235	431	446	396	422	296					2,576



# THE WOODLANDS COMMUNITY POLICING REPORT • AUGUST 2008

## NUMBER OF CALLS FOR SERVICE IN DIST. 6, WOODLANDS DIVISIONS, HARRIS CO. CONST. PCT. 4 *continued*

NATURE	Inside The Woodlands							Total	YTD'08	YTD'07 *
	D6	WZ1	WZ2	WZ3	WZ4	WZ5	Crksde			
Alarms	60	56	70	71	69	87	9	422	3,326	2,896
Animal Calls	4	1	1	1	2	1		10	55	49
Assault	4	1	1	3	1	2		12	54	83
Assault - Aggravated	1		1			1		3	18	16
Assault - Family Violence	3	8	4	9	5	6		35	311	182
Assault - Sexual	2	1	1					4	30	22
Assist Calls	210	84	83	68	49	55		549	3,208	2,450
Auto Theft		1		1				2	17	21
Auto Recovery									7	17
Boat Theft									1	
Boat Recovery										
Building Check	193		1	2	7	1		204	1,421	550
Buglary - Building	2		1		2	2		7	34	20
Burglary - Business									11	10
Burglary - Habitation	2	3	2	3	2	5		17	84	75
Burglary - Motor Vehicle	9	9	2	14	22	9		65	322	321
Burglary - Coin Op. Machine									6	3
Criminal Mischief	8	7	8	14	12	15		64	456	468
Criminal Trespass	2	3		3	3	2		13	105	81
Disturbance	27	43	36	22	15	30		173	1,291	1,129
DOA - JP Calls		3	2					5	41	31
Forgery/Fraud	9	3	9	7	7	7		42	252	165
Kidnapping									1	
Missing Person - Adult		1				1		2	43	29
Missing Person - Juvenile				3	3			6	56	50
Homicide										
Harassment	5	4	8	2	1			20	117	111
Narcotics - Felony	1		1					2	9	12
Narcotics - Misdemeanor			3			1		4	46	24

\* The 2007 year-to-date totals do not include totals for January and February 2007.



# THE WOODLANDS COMMUNITY POLICING REPORT • AUGUST 2008

## NUMBER OF CALLS FOR SERVICE IN DIST. 6, WOODLANDS DIVISIONS, HARRIS CO. CONST. PCT. 4

NATURE	Inside The Woodlands							Total	YTD'08	YTD'07 *
	D6	WZ1	WZ2	WZ3	WZ4	WZ5	Crksde			
Prowler			3		1	4		8	59	30
Public Intoxication	19	2	5	2	1	1		30	122	104
Public Service - Info/Civil	34	42	48	43	45	54		266	2,329	1,380
Robbery - Business	2							2	9	4
Robbery - Individual									10	12
Suspicious Person	29	21	11	18	10	17	2	108	877	654
Suspicious Vehicle	19	12	15	13	7	27	2	95	810	609
Suicide - Attempted			1	1	1	1		4	46	59
Theft - Felony	5	4		3	2	5		19	126	101
Theft - Misdemeanor	55	10	7	15	8	7	3	105	530	591
Traffic Accident - Major	4	4	4	6	1	1		20	111	63
Traffic Accident - Minor	38	6	6	12	7	7		76	488	467
Traffic - D.U.I.D. and D.W.I.	4	1			1			6	34	14
Traffic Hazard	30	16	9	11	7	5		78	408	325
Vacation Watch		6	19	4	2	7		38	388	264
Welfare Concern	51	34	34	39	23	41		222	1,656	1,279
911 Calls	42	14	22	13	5	17	1	114	767	676
All Other Calls	70	31	40	37	18	33	2	231	1,563	1,507
<b>Total Calls</b>	768	426	439	435	331	444	19	2,862	19,900	15,938
<b>Total Reports</b>	106	49	41	66	50	59	1	372	2,438	2,083
Arrests - Felony	7	2	2	2	1			14	98	84
Arrests - Misdemeanor	65	8	10	3	4	5		95	446	361
Arrests - Juvenile Felony	2			2		1		5	18	12
Arrests - Juvenile Misdemeanor	3		1	1	1			6	49	40
Minor in Possession					3			3	96	60
DUI Juvenile Arrests or Citations									16	17
Curfew Violations									20	30
Traffic Citations	306	33	49	64	15	23	12	502	3,531	2,566
Traffic Warnings	153	22	46	30	17	22	6	296	2,171	1,096

\* The 2007 year-to-date totals do not include totals for January and February 2007.